



Aerospace Software and Data Services (ASDS) Wireless Service Management ADG100 (DLMU- W) Guide

1 **Configuring Wireless Service(s)**

Accessing Wireless Service

Downloading Configuration File

HONEYWELL – CONFIDENTIAL

This copyrighted work and all information are the property of Honeywell International Inc., Contain trade secrets and may not, in whole or in part, be used, duplicated, or disclosed for any purpose without prior written permission of honeywell international inc. All rights reserved.

Disclaimer: The information in this document is subject to change without notice. The images and the information contained herein is only for the purpose of representation and this manual should, therefore, be used as a guide only. Honeywell reserves the right to revise this publication and make changes from time to time in the content hereof without obligation to notify any person of such revision or changes.

Copyright 2018 Honeywell International Inc.

All Rights Reserved

Configuring Wireless Service(s)

The Wireless Service Management helps to:

- Download Configuration File
- Upload the Configuration File to ADG100
- Install Client Certificates
- Connect the Client Certificate to ADG100

Configuring Wireless Service(s)

Accessing
Wireless Service

Downloading
Configuration File

To access wireless service

1. Login to ASDS by typing <https://ads.honeywell.com> in your browser.
2. On the ASDS Dashboard page, click **1** **Wireless Service Management**.

Aerospace Software and Data Services (ASDS) ? Need Help

My Downloads
Download NavDBs And EGPWS Files
[GO TO MY DOWNLOADS](#)

Purchase/Subscribe Software
Request Primus EPIC Wireless Activation
[PURCHASE/SUBSCRIBE SOFTWARE](#)

GoDirect Services
One place to view/renew current purchases/manage subscriptions for your Honeywell Aerospace Services
[REVIEW RENEWALS](#)

View & Pay Invoices
View all your pending invoices
[VIEW & PAY](#)

Important Links

Customer Support
Contact Us. Get answers to your technical questions.


Wireless Service Management
ADG 100, ADG 200 & ADG 300 Management

Terrain Database(EGPWS) Services Bulletin
Download your service bulletin today !

The **Manage Wireless Gateway** page appears.

Manage Wireless Gateway | Manage User Access | Manage Wifi Certificates

Aircraft Data Gateway 100 Phase - 1 (Wireless Data LAN Management Unit) PN: G7229-00x

Customer	Part Number
 DLMUW Test Customer	Fleet Configuration : 60004509-000001

Download Configuration files to set up the Aircraft Data Gateway 100 for Wireless Access

[View Applicable Aircrafts](#) [Download Fleet Configuration](#)

« Contents

Configuring Wireless Service(s)

Accessing
Wireless Service

Downloading
Configuration File

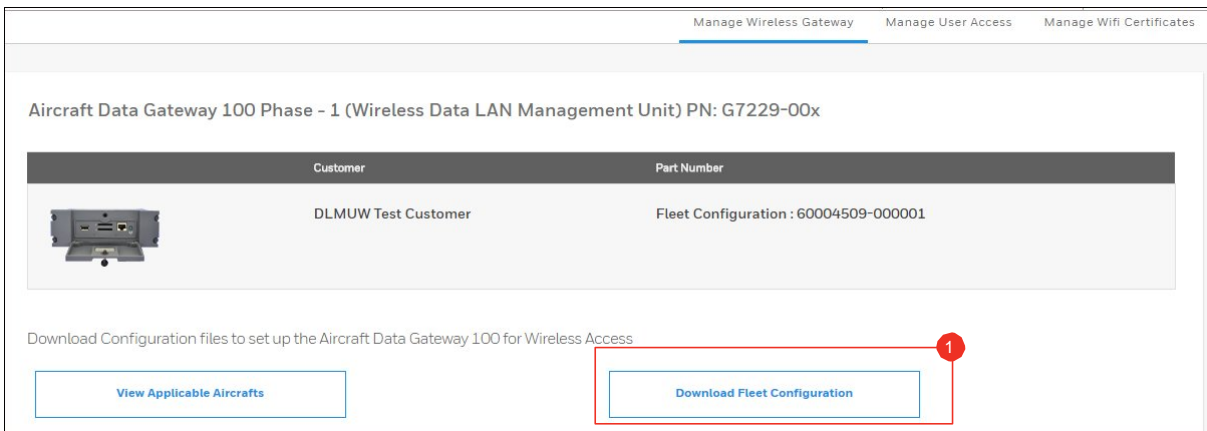
To download the configuration file

1. Click **1** **DOWNLOAD FLEET CONFIGURATION** to download the configuration file needed to setup the ADG100.

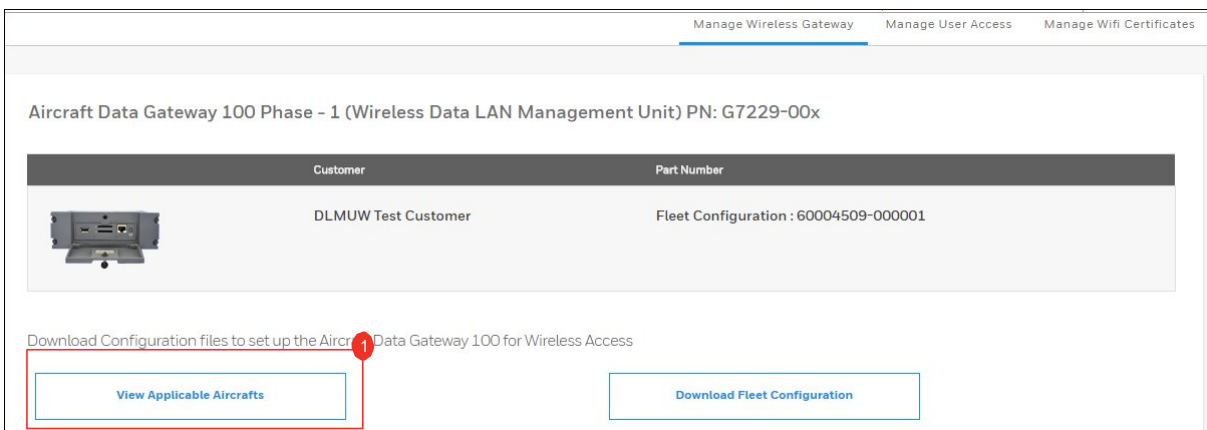
The **Save As** dialog box appears and enables you to browse and select the location to download the zip file.

NOTE:



- Use a Personal Computer (PC) or Laptop to download the configuration file.
- Do not unzip this file as it is not a standard zip file.



2. Click **1** **VIEW APPLICABLE AIRCRAFTS** to view the list of aircraft tail numbers where the configuration file can be used.



NOTE: You can reset the ADG100 to factory default by downloading the **dlmuwcfg_reset.zip** file from the **Additional Actions** section on the **Manage Wireless Gateway** page. The process of loading the reset configuration file is the same as that of the **Uploading the Configuration File to ADG100**. However, loading the reset configuration file disables the wireless access on the ADG100.

Additional Actions	Additional Links
 Download factory defaults Disables wireless access on your Aircraft Data Gateway 100 (DLMU-W)	 Download Instructions

For additional information,
visit www.honeywell.com

Honeywell International Inc.,
21111 N. 19th Ave.,
Phoenix, AZ 85027
Phone: +1 (602) 365-3099
www.honeywell.com

January 2018
©2018 Honeywell International Inc.

Honeywell
THE POWER OF **CONNECTED**

www.honeywell.com